

Scaled data based on original data using
LM-79-08 Approved Method: Electrical and Photometric Measurements of Solid-
State Lighting Products

Test Report Prepared for
Cooper Lighting Solutions
(formerly Eaton)

Brand: McGRAW-EDISON

Report Number: P940200

Luminaire Tested: **GALN-SB3A-930-U-5WQ**

Issue Date: 1/21/2025

Test Information

Test Method: LM-79-08
Report Number: P940200
TEST IS SCALED FROM IESNA LM-79-08 TEST DATA (G2-2405-108-1)
Test Lab: INNOVATION CENTER
Issue Date: 1/21/2025
Manufacturer: COOPER LIGHTING SOLUTIONS (FORMERLY EATON)
Product Line: McGRAW-EDISON
Catalog Number: GALN-SB3A-930-U-5WQ
Description: GALLEON AREA AND ROADWAY HIGH DENSITY LED LUMINAIRE
(3) 90 CRI, 3000K, 350mA LIGHTSQUARES WITH 26 LEDS EACH AND TYPE V WIDE OPTICS
Light Source: -
Ballast/Driver: -

Summary

Lumens per Lamp: N/A
Luminaire Lumens: 9470 lumens
Efficiency: N/A
Efficacy: 111.8 lumens/watt
Luminous Opening: Rectangular (W 1' x L: 1' x H: 0')
IES Classification: Type V - Short
BUG Rating: B4 - U0 - G2

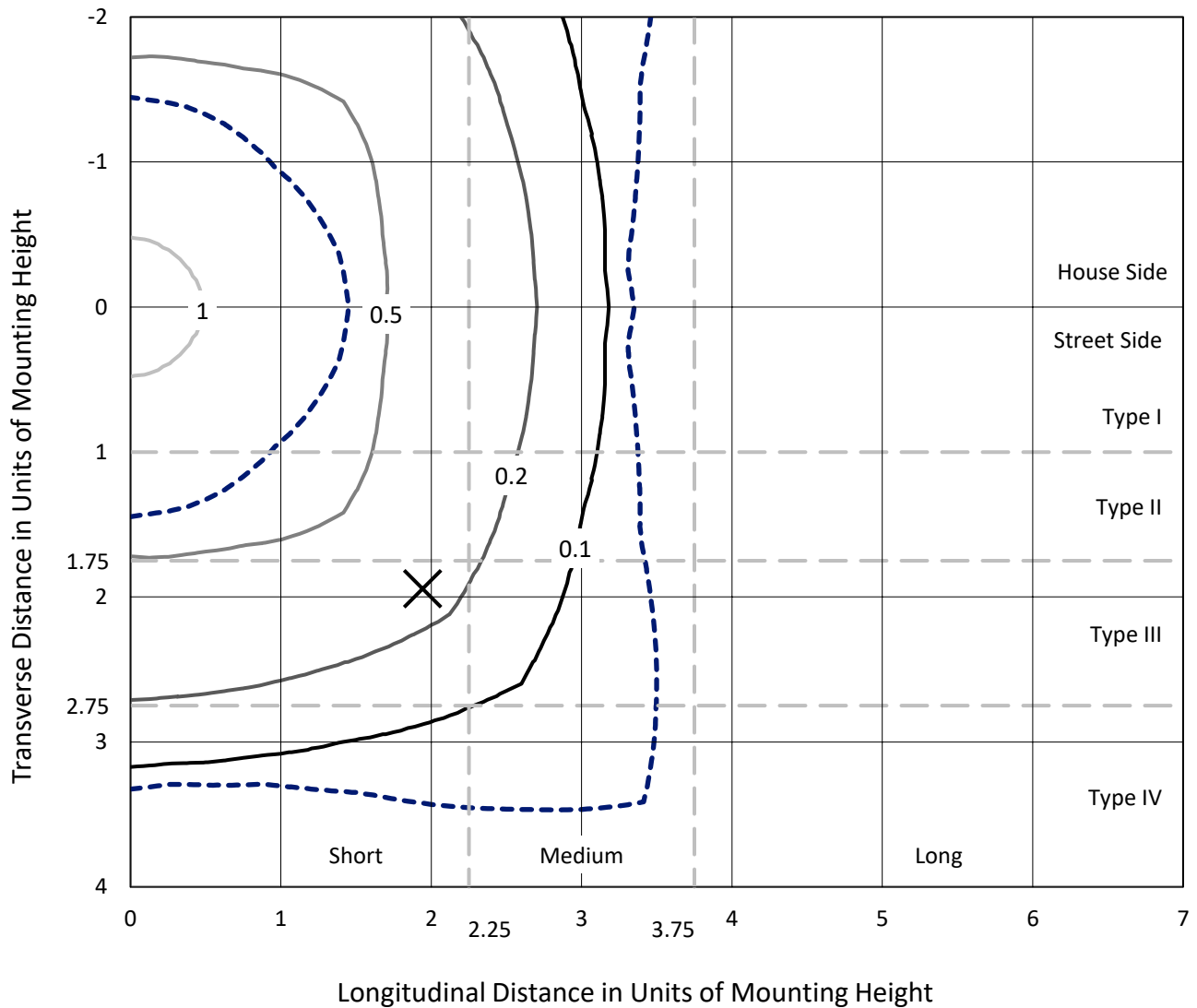
Input Watts (W): 84.7
Input Voltage (V): NR
Input Current (Ain): NR
Voltage Rise (V): NR
Power Factor: NR
Total Harmonic Distortion (THDi): NR
Frequency (hertz): 60
Stabilization Time: NR
Operation Time: NR
Ambient Temperature (°C): NR
Test Distance: 24 FT



REPORT NUMBER: P940200
 CATALOG NUMBER: GALN-SB3A-930-U-5WQ

Iso-Footcandle Lines of Horizontal Illumination

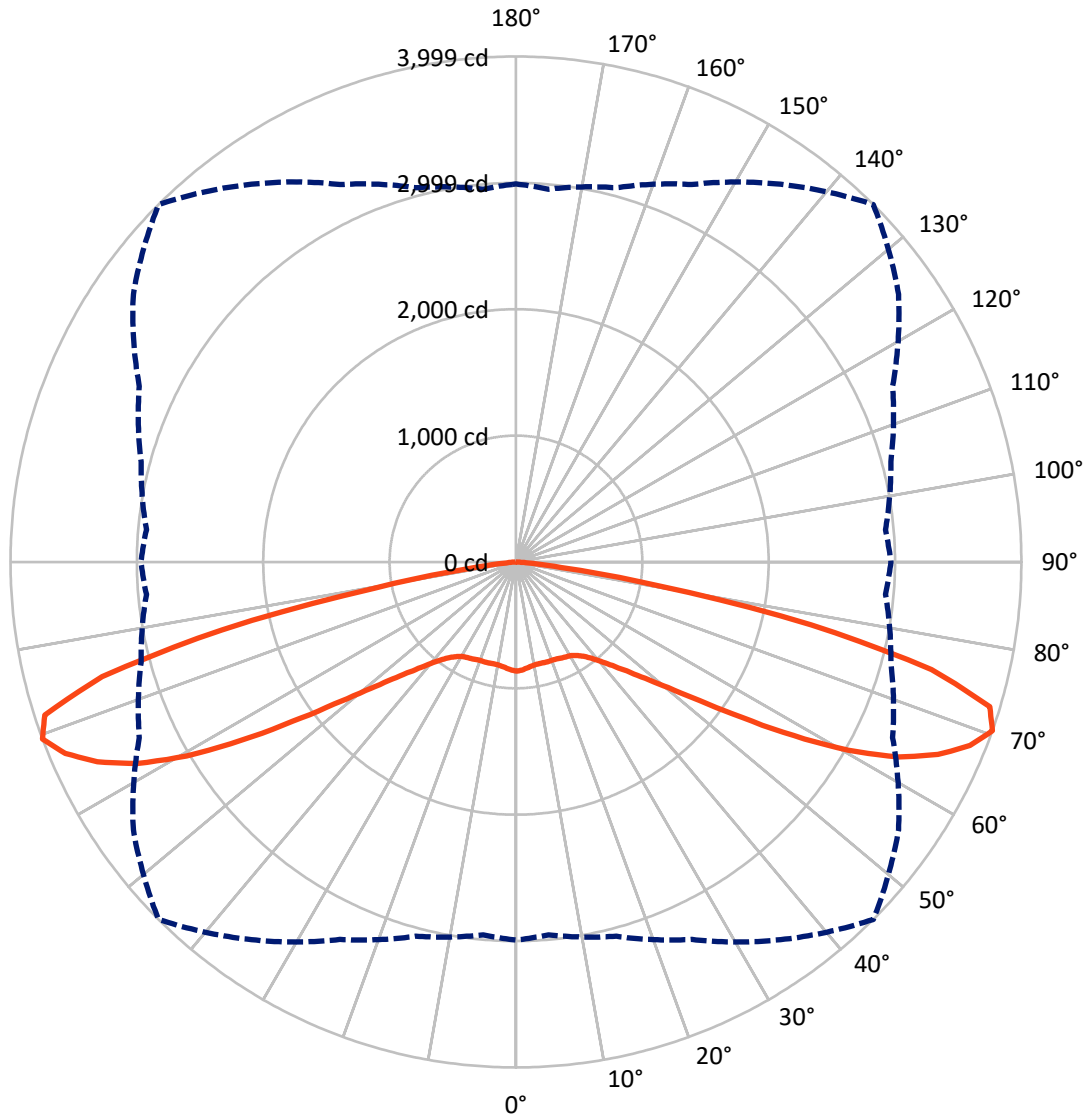
✕ Max cd
 - - - 1/2 Max cd



Based on 25 foot mounting height. Maximum calculated value = 1.4 fc
 Type V - Short - N/A

REPORT NUMBER: P940200
CATALOG NUMBER: GALN-SB3A-930-U-5WQ

Luminous Intensity Polar Plot



— Vertical Plane Through 45-Deg Lateral - - - Horizontal Cone Through 70-Deg Vertical

REPORT NUMBER: P940200

CATALOG NUMBER: GALN-SB3A-930-U-5WQ

FLUX DISTRIBUTION:

		Downward	Upward	Total
House Side	Lumens	4735.0	0.0	4735.0
	% Fixture	50.0	0.0	50.0
Street Side	Lumens	4735.0	0.0	4735.0
	% Fixture	50.0	0.0	50.0
Total	Lumens	9470.0	0.0	9470.0
	% Fixture	100.0	0.0	100.0

ZONAL LUMENS:

Zone	Lumens	% Fixture
0°-10°	80.4	0.8
10°-20°	236.0	2.5
20°-30°	392.7	4.1
30°-40°	593.8	6.3
40°-50°	986.8	10.4
50°-60°	1862.0	19.7
60°-70°	3144.1	33.2
70°-80°	2066.0	21.8
80°-90°	108.2	1.1
90°-100°	0.0	0.0
100°-110°	0.0	0.0
110°-120°	0.0	0.0
120°-130°	0.0	0.0
130°-140°	0.0	0.0
140°-150°	0.0	0.0
150°-160°	0.0	0.0
160°-170°	0.0	0.0
170°-180°	0.0	0.0
0°-90°	9470.0	100.0
0°-180°	9470.0	100.0

Coefficient of Utilization



REPORT NUMBER: P940200

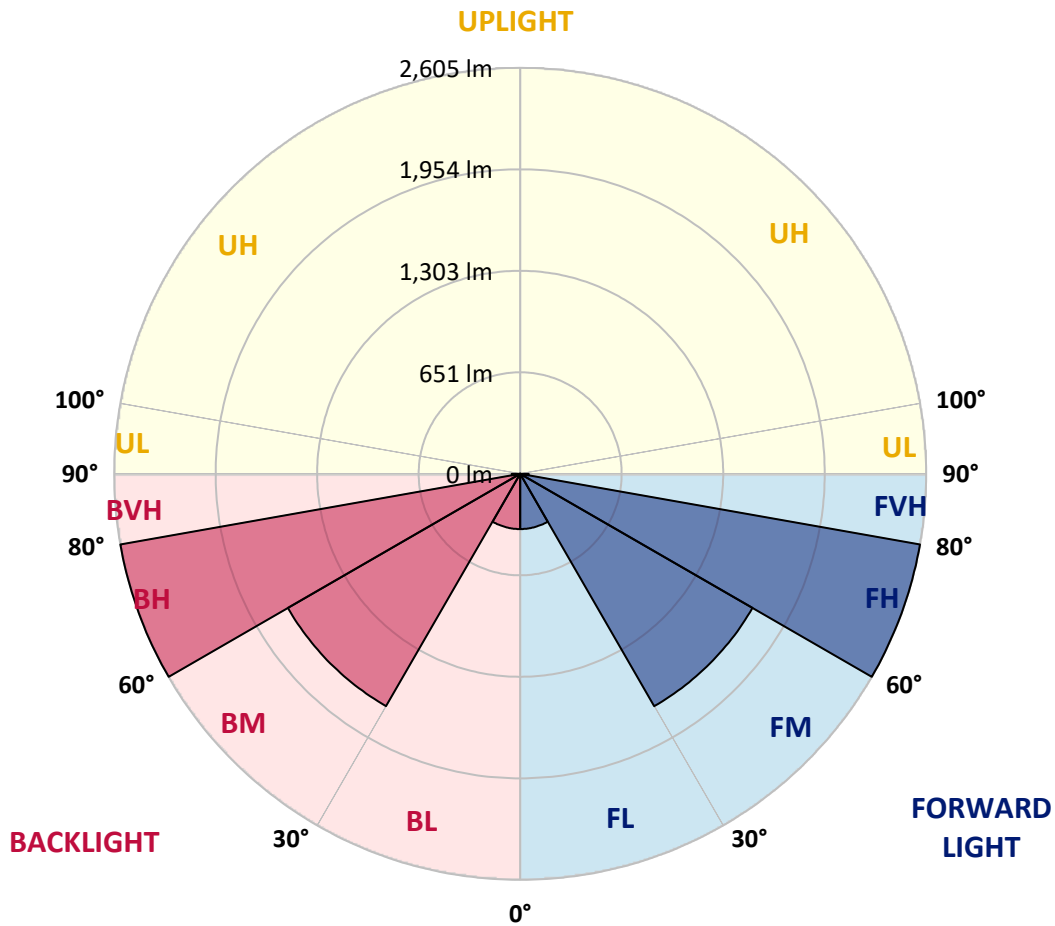
CATALOG NUMBER: GALN-SB3A-930-U-5WQ

LUMINAIRE CLASSIFICATION SYSTEM LUMEN TABLE AND BUG RATING:

Zone		Lumens	% Fixture	Zone Rating/Lumen Limit		
				B	U	G
FL	(0°-30°)	354.5	3.7			
FM	(30°-60°)	1721.3	18.2			
FH	(60°-80°)	2605.1	27.5			G2/5000
FVH	(80°-90°)	54.1	0.6			G1/100
BL	(0°-30°)	354.5	3.7	B1/500		
BM	(30°-60°)	1721.3	18.2	B2/2500		
BH	(60°-80°)	2605.1	27.5	B4/5000		G2/5000
BVH	(80°-90°)	54.1	0.6			G1/100
UL	(90°-100°)	0.0	0.0		U0/0	
UH	(100°-180°)	0.0	0.0		U0/0	

BUG Rating: B4-U0-G2

Type V Short



REPORT NUMBER: P940200

CATALOG NUMBER: GALN-SB3A-930-U-5WQ

CANDELA DISTRIBUTION (FULL):

	0°	5°	15°	25°	35°	45°	55°	65°	75°	85°
0°	863.9	863.9	863.9	863.9	863.9	863.9	863.9	863.9	863.9	863.9
2.5°	858.4	860.9	859.9	857.9	857.9	856.5	857.9	858.9	860.4	861.4
5°	847.1	849.1	848.6	847.1	847.6	846.1	847.1	848.6	849.6	850.1
7.5°	837.3	839.2	838.3	835.8	835.8	834.3	834.8	836.3	837.8	838.3
10°	834.8	836.8	833.8	829.9	828.4	826.4	826.9	828.4	831.4	832.8
12.5°	835.8	837.3	834.3	828.4	826.9	825.0	825.0	826.4	830.4	832.4
15°	838.8	840.2	835.8	829.4	827.9	826.4	826.0	827.9	832.4	835.8
17.5°	844.2	845.6	838.8	829.9	827.9	828.4	827.9	829.4	836.3	842.7
20°	849.1	850.1	840.7	829.9	827.9	828.4	827.9	830.9	839.7	848.6
22.5°	850.6	851.5	842.7	833.3	831.9	832.4	831.9	834.8	843.2	852.0
25°	851.1	852.5	845.6	838.3	840.7	841.7	840.7	841.2	847.6	855.5
27.5°	858.4	860.4	854.0	847.6	849.1	848.6	850.1	851.5	856.5	864.3
30°	873.7	875.2	869.8	863.4	862.4	858.9	863.4	868.3	873.7	880.6
32.5°	898.8	901.8	894.9	888.0	883.5	881.6	885.0	893.4	900.8	908.2
35°	940.6	942.6	936.2	923.4	915.5	915.5	918.5	929.3	941.1	950.5
37.5°	999.7	1002.2	990.8	975.6	963.8	963.8	967.7	979.0	996.8	1010.0
40°	1071.6	1075.0	1060.7	1045.0	1033.7	1031.7	1036.6	1049.4	1066.2	1082.9
42.5°	1158.2	1162.1	1143.4	1129.7	1120.8	1120.8	1123.3	1135.1	1150.3	1171.0
45°	1269.0	1275.8	1250.3	1236.5	1228.1	1230.1	1231.5	1241.9	1255.7	1279.3
47.5°	1400.9	1407.8	1380.7	1366.4	1364.9	1374.3	1368.4	1375.8	1383.2	1410.2
50°	1550.5	1562.3	1543.6	1542.6	1545.6	1562.8	1549.0	1553.0	1544.6	1561.8
52.5°	1733.6	1750.8	1747.4	1753.3	1786.3	1821.7	1790.2	1776.4	1744.9	1750.4
55°	1955.6	1981.7	1986.6	2022.1	2096.9	2169.2	2102.3	2046.7	1979.7	1967.4
57.5°	2208.1	2228.8	2252.4	2324.8	2464.6	2593.0	2464.6	2341.5	2236.2	2211.1
60°	2479.8	2505.4	2528.1	2634.9	2842.6	3023.2	2838.7	2643.2	2503.9	2470.0
62.5°	2771.7	2804.7	2820.4	2939.1	3181.2	3396.8	3184.7	2947.9	2793.4	2757.0
65°	3051.8	3078.9	3096.6	3223.1	3454.4	3670.5	3470.2	3236.9	3077.9	3030.1
67.5°	3182.2	3197.0	3240.3	3383.6	3627.7	3874.3	3669.0	3398.8	3221.1	3137.4
70°	2991.3	2961.2	3065.6	3295.0	3648.4	3999.3	3695.6	3288.1	3070.5	2934.6
72.5°	2311.5	2259.8	2440.9	2833.2	3412.1	3919.6	3435.7	2855.4	2553.7	2278.0
75°	1257.6	1199.1	1449.1	1945.3	2721.0	3397.3	2783.5	2000.9	1613.5	1248.3
77.5°	354.9	332.7	534.6	941.1	1636.6	2385.3	1699.7	961.8	634.0	376.1
80°	108.8	105.3	142.7	283.5	695.0	1142.5	667.9	287.0	181.6	114.7
82.5°	64.5	59.1	70.9	103.4	177.2	358.8	172.3	107.8	86.6	58.1
85°	36.9	34.5	41.8	50.2	59.6	76.3	49.7	51.2	46.3	31.0
87.5°	15.3	13.8	16.2	15.8	13.8	17.7	13.3	15.8	18.7	12.3
90°	0.0	0.0	0.0	0.0	0.0	0.0	0.0	0.0	0.0	0.0

(END C

90°
863.9
860.9
850.1
838.3
832.8
832.8
836.3
842.7
849.1
852.0
855.0
862.4
879.1
905.2
947.0
1005.1
1077.5
1169.5
1278.3
1402.3
1551.5
1732.1
1948.2
2193.4
2440.5
2727.4
3006.5
3138.4
2967.1
2346.4
1329.5
417.9
121.1
63.0
32.5
11.3
0.0

OF REPORT)